


Zulu (POC)

CALIFORNIA BEIGE // 1040 x 500

Zawór termostacyjny 50 mm w osi, lewy + Głowica termostacyjna Noble // Grzałka MOA

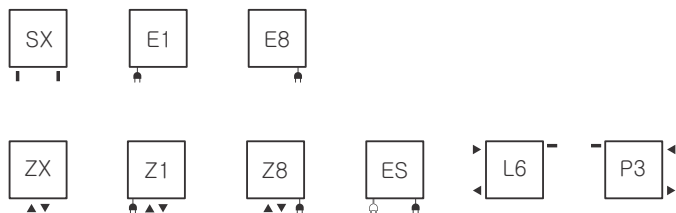
CLASSIC



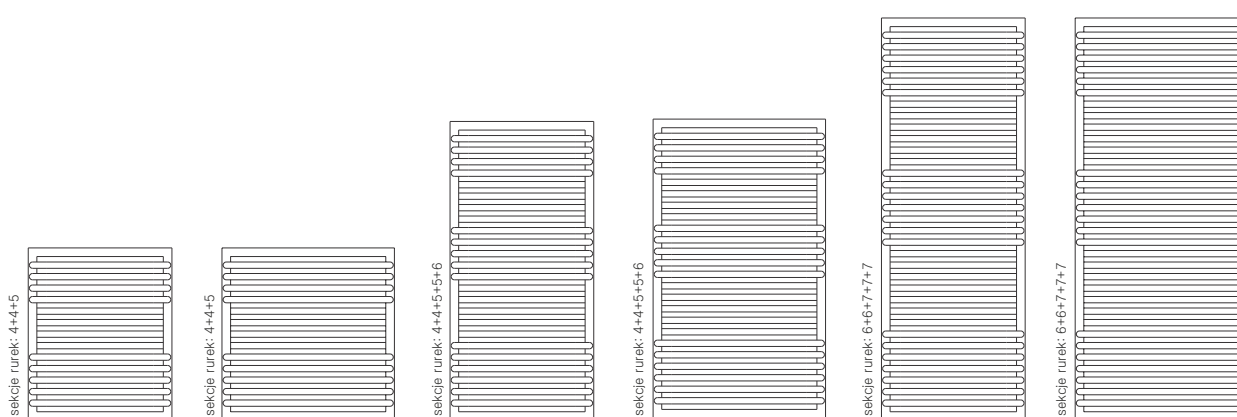




Podłączenie:



Dostępne warianty:



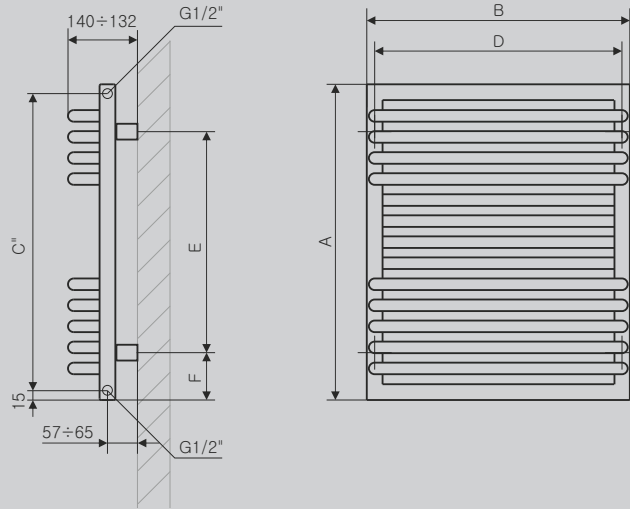
A	B	C	C'	C''	75° 65° 20°	55° 45° 20°		D	E	F			CENA netto kolor standard [PLN]	CENA netto kolor specjalny [PLN]	KOD KARTOTEKI
[mm]	[mm]	[mm]	[mm]	[mm]	[W]	[W]	[W]	[mm]	[mm]	[mm]	[dm³]	[Kg]			
600	500	470	50	570	342	174	400	470	420	90	3,3	6,5	440,00	550,00	WGZUL060050
600	600	570	50	570	410	209	400	570	420	90	3,8	7,6	460,00	575,00	WGZUL060060
1040	500	470	50	1010	618	316	600	470	860	90	5,7	11,3	570,00	712,50	WGZUL104050
1040	600	570	50	1010	743	379	800	570	860	90	6,6	13,1	600,00	750,00	WGZUL104060
1400	500	470	50	1370	843	430	800	470	1220	90	7,5	15,0	765,00	956,25	WGZUL140050
1400	600	570	50	1370	1013	517	1000	570	1220	90	8,7	17,3	805,00	1006,25	WGZUL140060

Kolory standardowe: biały (RAL 9016).

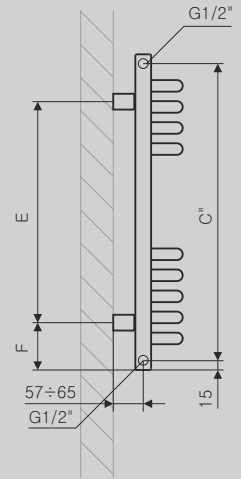
Czas dostawy: grzejniki w kolorach standardowych o podłączeniu SX – 3 dni,
grzejniki w kolorach niestandardowych – 10 dni.

Grzejniki elektryczne: strona 186

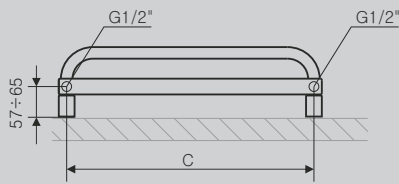
P3



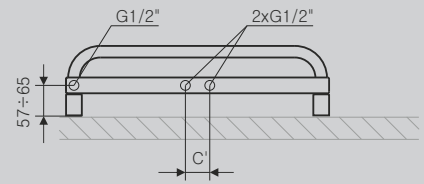
L6



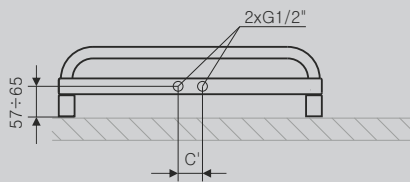
SX



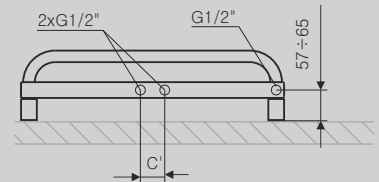
Z1



ZX



Z8



Profile

